

# Web Programming

1<sup>st</sup> Semester, 2020/2021

Lecture #5

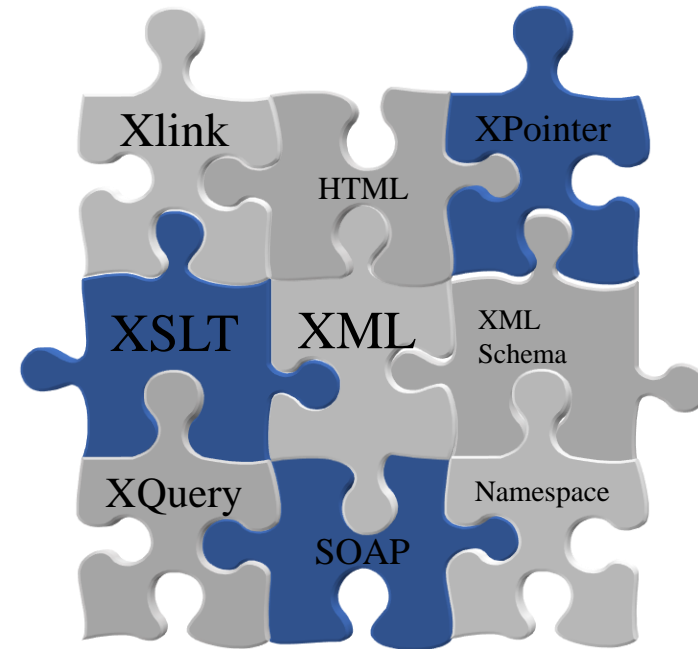
MM Irfan Subakti

# XML

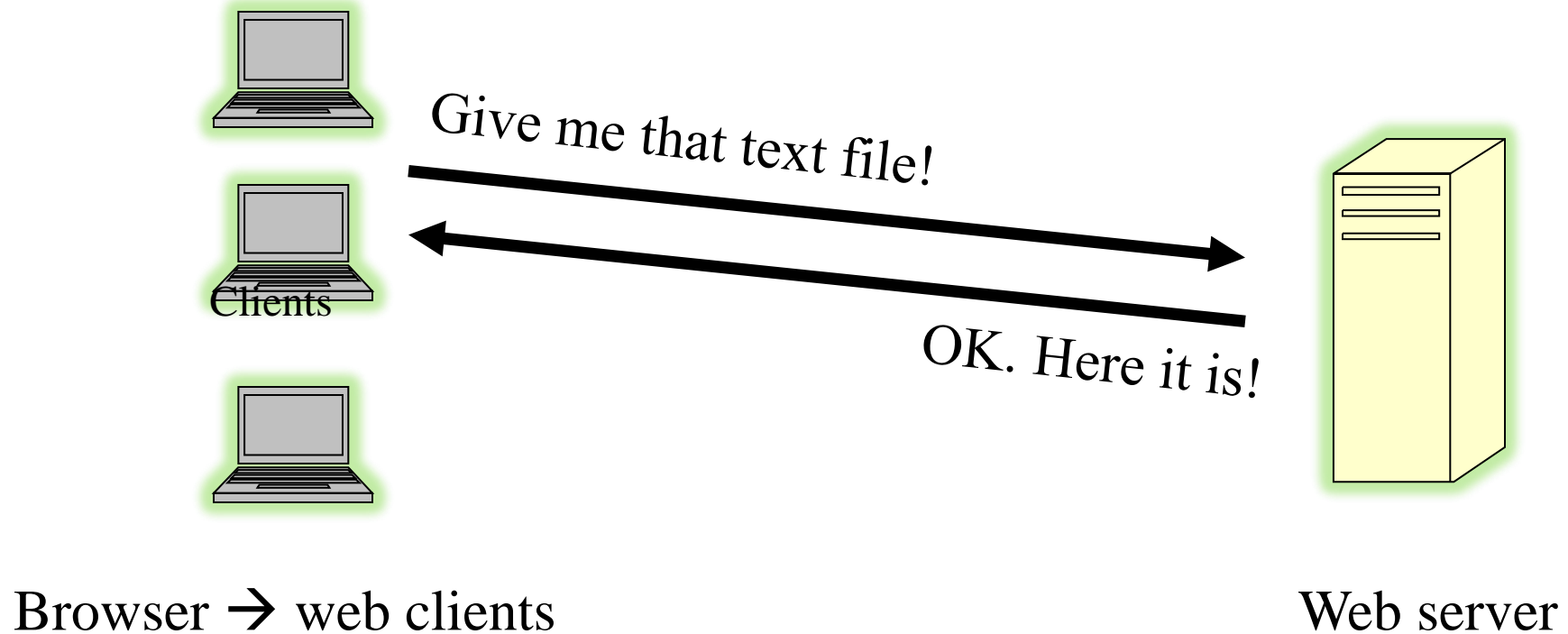
- eXtensible Markup Language

# Overview

- What is it?
  - HTML → make up our own tags
- **eXtensible Markup Language**
  - There're a lot of pieces in the XML puzzle,
  - And they are moving at different speeds
- Very fast growing
  - W3C: governing body
  - XML 1.0 → 1998, XML 1.1 → 2004, XML 2.0 → ? (XML-SW, skunkworks)
  - Valid Unicode characters in XML 1.0 (5<sup>th</sup> ed) and XML 1.1 (all ed) → Unicode 3.2 forward → contains Balinese (2006, U+1B00–U+1B7F), Javanese (2009, U+A980–U+A9DF), Cham, Phoenician, etc.
  - Binary XML → binary encoding of XML Information Set, XML: text based vs ITU-T & ISO: Fast Infoset



# Web: how it works



# HTML: hypertext mark-up language

- Formatting language
- Browser → interpreting the tags

```
<H1>This is a heading</H1>
```

```
<P>A <B>paragraph</B>started from here</P>
```

# XML: what is it?

- It is NOT a mark-up language
- Meta mark-up language
- A set of simple rules
- Provide a uniform method → describing & exchanging structured data
- Describing structure & semantic data → NOT format/layout data

# XML: just a normal text? Well, ...

- HTML replacement → HTML can be made from XML
- Presentation format → XML can be changed to be presentation format
- Programming language → XML can be used for almost all of programming languages
- Network transfer protocol → XML can be transferred via network
- Database → XML can be stored in a database


# Analogy

**Portable application**



**Portable data**

```
<?xml version="1.0"?  
<quiz>  
  <qanda seq="1">  
    <question>  
      Who was the forty-second  
      president of the U.S.A.?  
    </question>  
    <answer>  
      William Jefferson Clinton  
    </answer>  
  </qanda>  
  <!-- Note: We need to add  
  more questions later.-->  
</quiz>
```

An orange rectangular icon with the word "XML" in white, bold, uppercase letters.



# XML: meta language

1. Using alphabet
2. Space between words
3. Read from left to right
- ...



# XML: the application

- File configuration
  - J2EE architecture → Java Enterprise Edition → Jakarta EE
- Media for exchanging data
- B2B (Business to Business) transaction
  - Electronic Business Order (ebXML)
  - Interactive Financial eXchange (IFX)
  - Messaging Exchange (SOAP, Simple Object Access Protocol)

# XML: specification

- Tag
  - Cannot overlapped
  - Case-sensitive
  - Need to have tag root
- SVG
  - Scalable Vector Graphics
  - Defined vector-based graphics for the Web
  - Defines the graphics in XML format
- WML
  - Wireless Markup Language
- MathML
  - Mathematical Markup Language
  - Dialect of XML for describing mathematical notation and capturing both its structure and content

# XML: the rules

- XML document writing rules

# XML: the rules

- Root element → single, unique
- Tag → opening & closing have to match
- Consistent capitalisation
- Nested element → cannot be overlapped
- Attribute's value surrounded by quotation
- No attribute repetition in an element

```
1 <?xml version = "1.0"?>
2 <institution id = "4859">
3     <name>ITS</name>
4     <type>University</type>
5     <address>
6         <street>Jl Raya ITS</street>
7         <city>Surabaya</city>
8         <country>Indonesia</country>
9     </address>
10 </institution>
```

# Root element → single, unique

- Each XML document need to have a root element

```
1 <root>
2   <child>
3     <subchild> ... </subchild>
4   </child>
5 </root>
```

# Tag → opening & closing have to match

- XML element → nested, as in HTML
- Nested element needs to be match → cannot be overlapped
- HTML, e.g.,

```
<b><i>It's bold and italic</b></i>
```

- XML, e.g.,

```
<b><i>It's bold and italic</i></b>
```

# Attribute's value surrounded by quotation

- Wrong example

```
<note date=16 October 2020>  
  <to>My dear daughter</to>  
  <from>Your beloved one</from>  
</note>
```

- Correct example

```
<note date="16 October 2020">  
  <to>My dear daughter</to>  
  <from>Your beloved one</from>  
</note>
```



# Entity references

- Some characters have a special meaning in XML
  - E.g., “<” in XML element → error, because it deemed as a new element
- Wrong example

```
<kidage>if age < 18 then</kidage>  
<adultage>if age > 18 then</adultage>  
<pair>boy & girl</pair>
```

- Correct example

```
<kidage>if age &lt; 18 then</kidage>  
<adultage>if age &gt; 18 then</adultage>  
<pair>boy &amp; girl</pair>
```

# Entity references (continued)

- 5 entity references in XML need to be written correctly

Entity name	Character	Decimal reference	Hexadecimal reference
quot	"	&#34;	&#x22;
amp	&	&#38;	&#x26;
apos	'	&#39;	&#x27;
lt	<	&#60;	&#x3C;
gt	>	&#62;	&#x3E;

# XML: comment/remark

- As in HTML

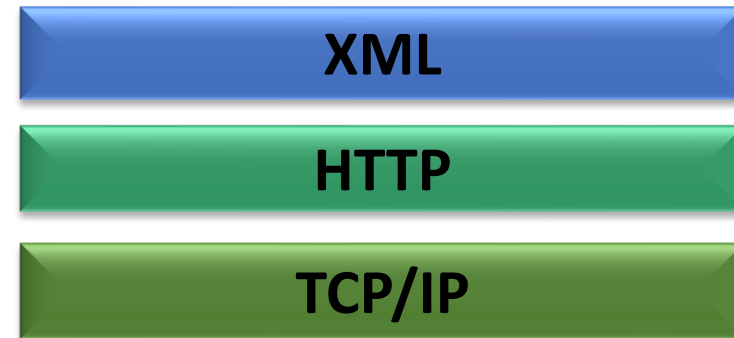
```
<!-- As in HTML, this the way comment in XML -->
```

# XML: the history

- SGML → Standard Generalised Markup Language
- 10 February 1998 → XML 1.0
- 29 September 2006 → XML 1.1
- XML → subset of SGML (SGML-lite)
- XML → lesser and simpler syntax
- SGML development → base for XML

# XML: the power

- Internationally independent standard
- Simple structure
- Universality → software & hardware
- Extensible
- Scalable → data & design separation
- Integrity



# XML: tree structure

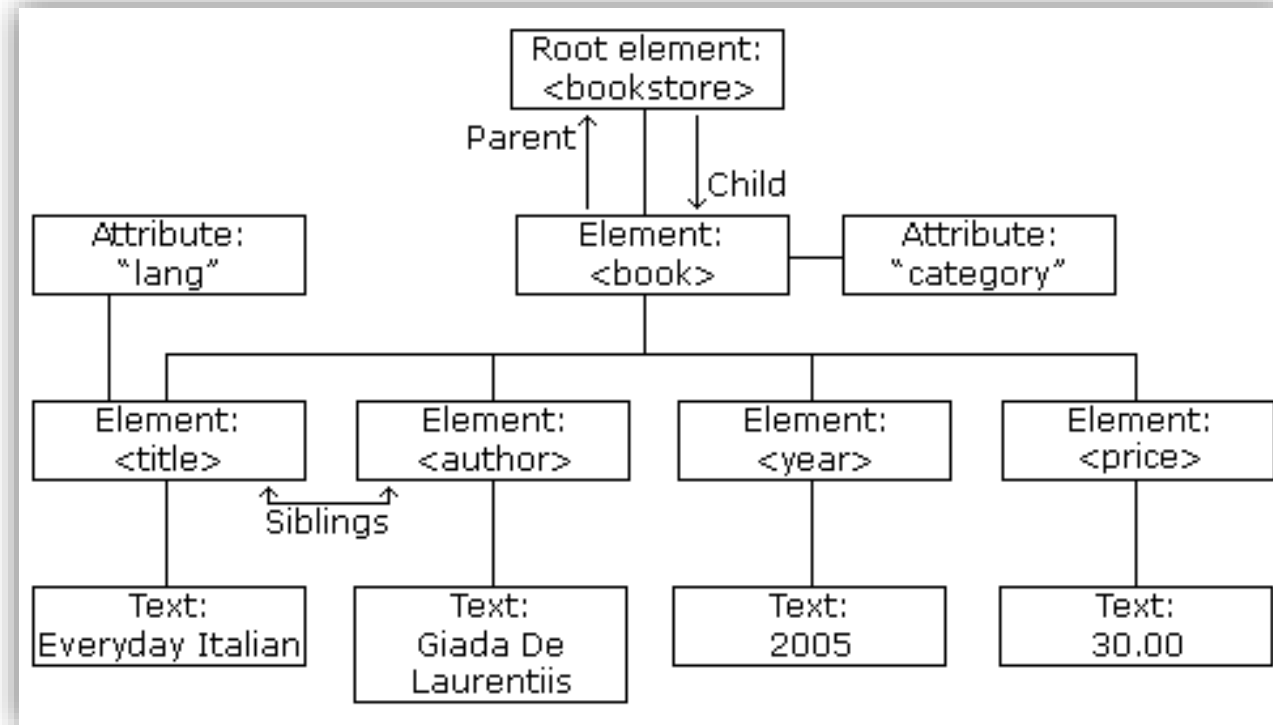
- XML document has to have root element → the parent of all elements
- XML elements similar to tree structure → starting from the root goes to the leaves as the lowest level
- Each XML element can have sub element (child)

# XML: tree structure → example

```
<root>
  <child>
    <subchild> ... </subchild>
  </child>
</root>
```

- Parent, child & sibling → relation between elements
- Parent has child(ren) element
- Children elements within same level → sibling (brothers & sisters)
- XML elements → content & attribute (as in HTML)

# XML: visualisation example





# XML: self description

```
<?xml version = "1.0" encoding = "ISO-8859-1"?>
<note>
  <to>Yarik</to>
  <from>Naya</from>
  <heading>Reminder</heading>
  <body>Don't forget to help mommy!</body>
</note>
```

- 1<sup>st</sup> line is XML declaration → defined XML version 1.0 and using the encoding ISO-8859-1 = Latin-1/West European character set
- Next line → defined the root element

```
<note>
```

# XML: self description (continued)

- Next 4 lines → defined the children elements (to, from, heading & body)

```
<to>Yarik</to>  
<from>Naya</from>  
<heading>Reminder</heading>  
<body>Don't forget to help mommy!</body>
```

- Last line → root element closing

```
</note>
```

# XML: document example

```
<bookstore>
<book category="COOKING">
  <title lang="en">Everyday Italian</title>
  <author>Giada De Laurentiis</author>
  <year>2005</year>
  <price>30.00</price>
</book>
<book category="CHILDREN">
  <title lang="en">Harry Potter</title>
  <author>J K. Rowling</author>
  <year>2005</year>
  <price>29.99</price>
</book>
<book category="WEB">
  <title lang="en">Learning XML</title>
  <author>Erik T. Ray</author>
  <year>2003</year>
  <price>39.95</price>
</book>
</bookstore>
```

# XML markup languages/vocabularies

- XML → meta language
- Everyone can create her/his own language
- What do you want to create?
- A language created → for some purpose

# MathML: Mathematical Markup Language

- $x^2 + 4x + 4 = 0$

```
<apply><plus/>  
  <apply><power/>  
    <ci>x</ci>  
    <cn>2</cn>  
  </apply>  
  <apply><times/>  
    <cn>4</cn>  
    <ci>x</ci>  
  </apply>  
  <cn>4</cn>  
</apply>
```

# XML: new language

- Any new internet language can be created by using XML
- E.g.,
  - XHTML → a new version of HTML
  - WSDL (Web Service Definition Language) → describe web service
  - WAP (Wireless Application Protocol) & WML (Wireless Markup Language) → handheld devices markup languages
  - RSS → news feeds

# Synchronised Multimedia Integration Language (SMIL)

```
<DIV CLASS="time" t:timeline="seq">>  
  <P class="time" t:dur="1">  
    This will be appeared for 1 second then will be gone.  
  </P>  
  <P class="time" t:dur="1">>  
    This will be appeared for 1 second then will be appeared for next 1 second.  
  </P>  
  <P class="time" t:dur="1">>  
    This will be appeared after 2 seconds then will be appeared for next 1 second.  
  </P>  
</DIV>
```

# Vector Markup Language

```
<v:shape style='top: 0; left: 0; width: 250; height: 250'  
  stroke="true" strokecolor="red" strokeweight="2" fill="true"  
  fillcolor="green" coordorigin="0 0" coordsize="175 175">  
<v:path v="m 8,65 |  
  72,65,92,11,112,65,174,65,122,100,142,155,92,121,42,155,60,100  
  x e"/>  
</v:shape>
```



# Wireless Markup Language

```
<wml>
<!-- root element -->
<card id="card1" title="Example 1">
  <p>
    <!-- a card can only contain P blocks or DO blocks -->
    <do type="accept" label="go to card 2">
      <go href="#card2"/>
    </do>
    This is the first card.
  </p>
</card>
<card id="card2" title="Example 1">
  <p> This is the second card. </p>
</card>
</wml>
```

# Hypertext Markup Language (HTML)

```
<h1>Introduction/h1>  
<p>  
  Welcome to our <b>website</b>  
</p>
```

- Is it XML?
- Next version of HTML → XHTML

# XML schemas & DTDs

- XML → communication
- Talk with the same language
- Schema/DTDs describes language's vocabulary
- DTD → Document Type Definition
- E.g.,
  - Which tags are used
  - How they can be arranged
- Schemas will replace DTDs

# Schema: the example

```
<?xml version="1.0" encoding="UTF-8"?>
<PressRelease>
  <Title>Student Loan Problems</Title>
  <Date>20/7/01</Date>
  <Content>Bla Bla Bla</Content>
</PressRelease>

<?xml version="1.0" encoding="UTF-8"?>
<xsd:schema xmlns:xsd="http://www.w3.org/2001/XMLSchema" elementFormDefault="qualified">
<xsd:element name="PressRelease">
  <xsd:complexType>
    <xsd:sequence>
      <xsd:element name="Title" type="xsd:string"/>
      <xsd:element name="Date" type="xsd:date"/>
      <xsd:element name="Content" type="xsd:string"/>
      <xsd:element name="Author" type="xsd:string" minOccurs="0"/>
    </xsd:sequence>
  </xsd:complexType>
</xsd:element>
</xsd:schema>
```

# Document Type Definition (DTD)

- Describes specification & rules for the elements & attributes an XML document needs to have
- A set of these rules → schema
- Schema is not mandatory → but it needs to ensure the document consistency

# Document Type Definition (continued)

- Defines the elements in DTD:

```
<!ELEMENT animal (lion)>
```

- Element animal only has one element lion.

```
<!ELEMENT picture EMPTY>
```

- Element picture doesn't have any other element

```
<!ELEMENT animal ANY>
```

- Element animal can have any other element

- Defines an element which has the text

```
<!ELEMENT name(#PCDATA)>
```

# Document Type Definition (continued)

- Defines element which has some elements

```
<!ELEMENT animal(name, weight)>
```

- Based on the rule above, then an element has to have element name and weight

```
<animal>  
<name>lion</name>  
<weight>350 pounds</weight>  
</animal>
```

# Document Type Definition (continued)

- Defines element which has some choices/options

```
<!ELEMENT animal ((name, weight) | (picture))>
```

- Based on the rule above then an element animal has to have element name & weight or only has element picture
- Defines Unit in an element:

```
<!ELEMENT animal (name+, weight?, picture, subspecies*)
```

- Explanation
  - name need to be appeared at least once
  - weight can be appeared once or none
  - picture only need to be appeared once
  - subspecies can be appeared many times or none



# Attribute

- Attribute can be more useful than decomposing an element into sub-sub element
- These 2 elements are the same

```
<population animal="lion">80</population>
```

```
<population>  
  <animal>lion</animal>  
  <quantity>80</quantity>  
</population>
```

- Attribute needs to be declared in DTD so that it can be used

```
<!ELEMENT population (#PCDATA)>  
<!ATTLIST population year CDATA #IMPLIED>
```

# Attribute (continued)

- Required attribute

```
<!ELEMENT population (#PCDATA)>  
<!ATTLIST population year (2000 | 2001) #REQUIRED>
```

- Element population has to have attribute year whose value 2000 or 2001

```
<population year="2000">80</population>
```

- Default attribute

```
<!ELEMENT population (#PCDATA)>  
<!ATTLIST population year CDATA "2000">
```

# Attribute (continued)

- Default attribute

```
<!ELEMENT population (#PCDATA)>  
<!ATTLIST population year CDATA #FIXED "2000">
```

- Invalid `<population year="2001">80</population>`
- Valid `<population year="2000">80</population>`
- Valid `<population>80</population>`

- Unique attribute

```
<!ELEMENT animal (name)>  
<!ATTLIST animal code ID #REQUIRED>
```

# DTD declaration

- Internal

```
<?xml version="1.0"?>  
<!DOCTYPE animal [ ]>  
<animal> </animal>
```

- animal is the root element
- The DTD lies inside “[ ]” brackets at “DOCTYPE”

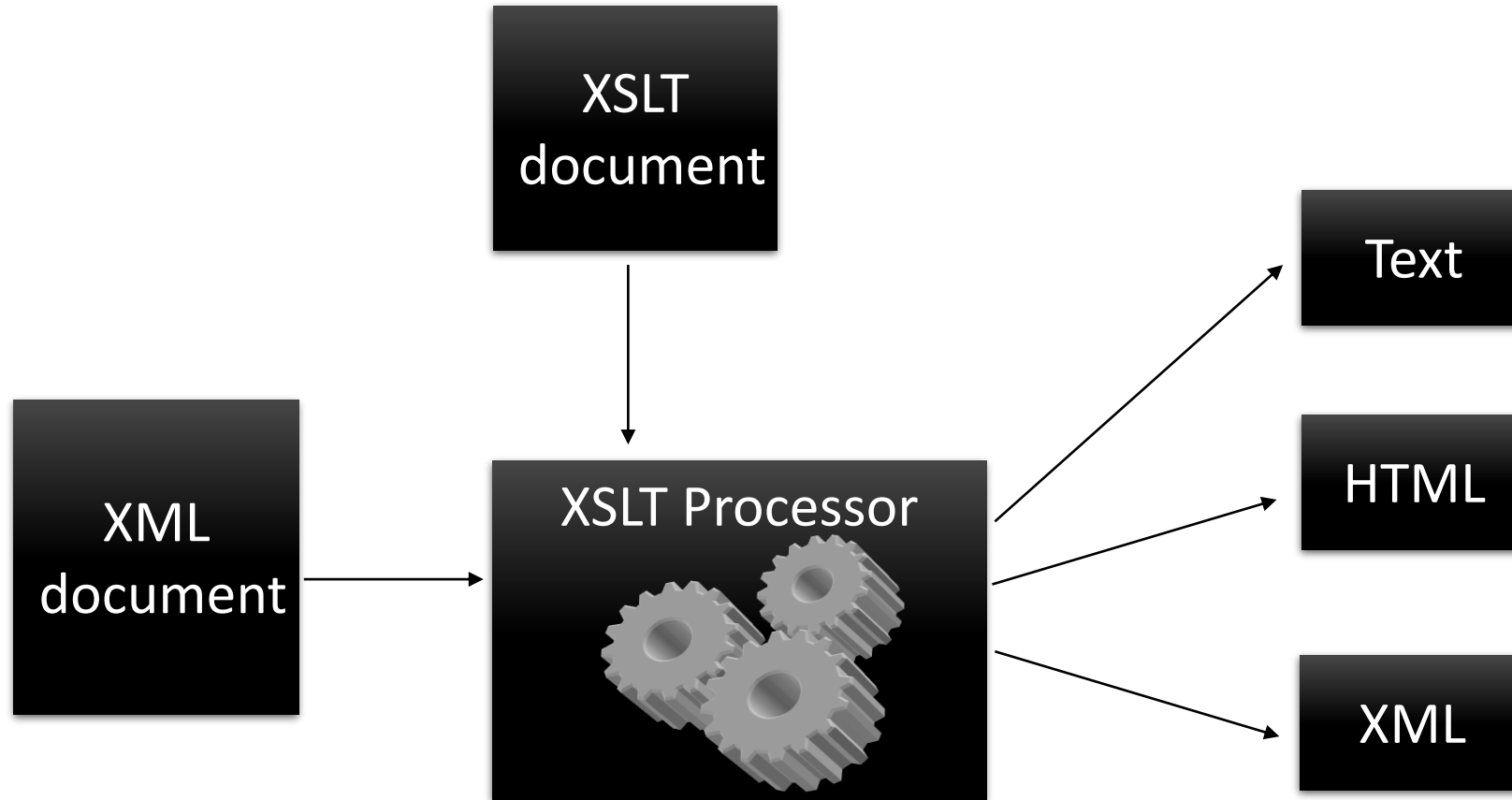
- External

```
<?xml version="1.0"?>  
<!DOCTYPE animal SYSTEM "http://www.animals.com/xml/animal.dtd">
```

# XSL-T

- eXtensible Stylesheet Language, T = Transformation
- A standard by W3C
- A procedure for transforming an XML document format to other document format

# XSL Transformation



# XML query data with XSLT

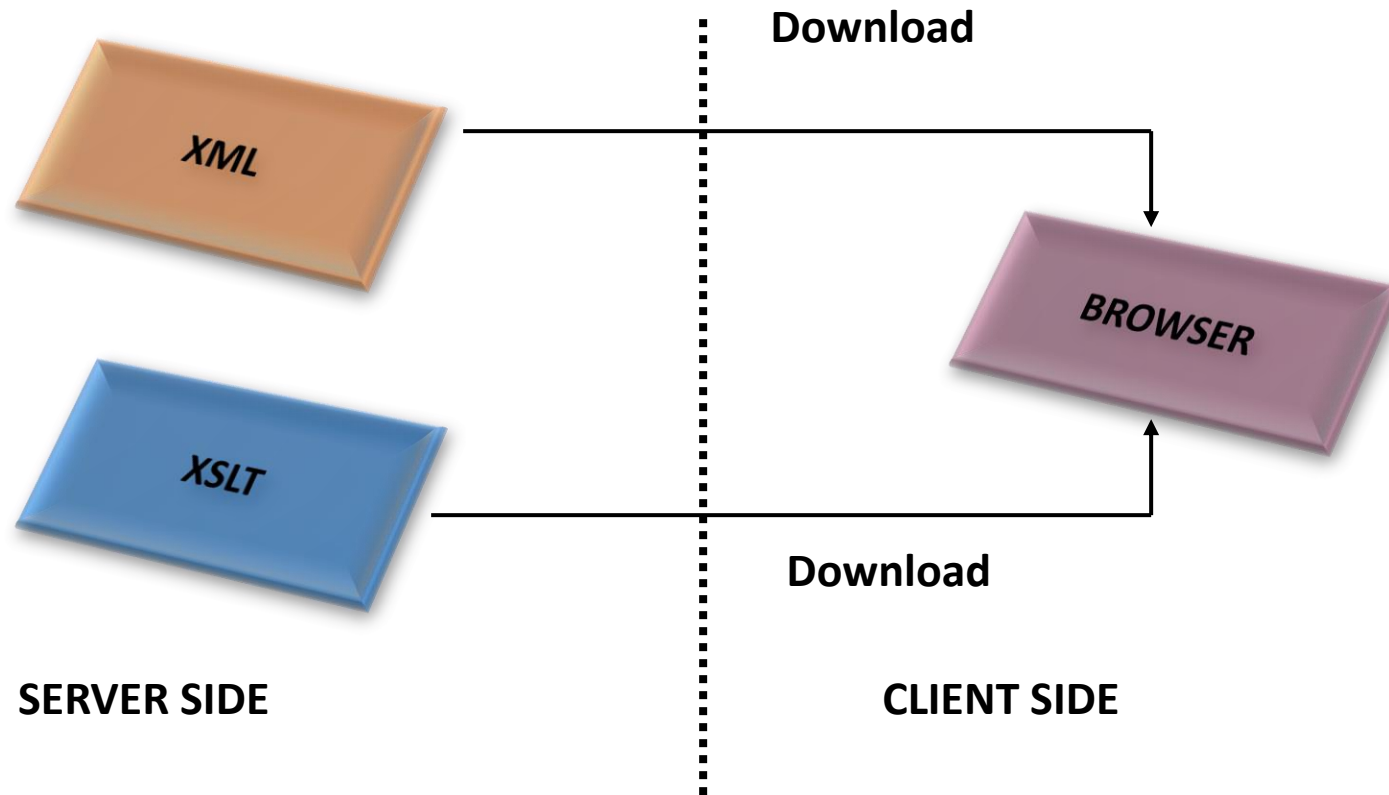
- As the data storage → data extraction mechanism needed
- Many way for data extraction → XSLT, the simplest one
- XSLT at first for presenting XML document → has been developed so that it can be used to query XML data

# XML query with XSLT: the advantages

- Query can be done in client-side → alleviate server's works
- In addition being able for querying data, XSLT has also been able for presenting the data
- XSLT is XML document → has universal property




# XML query data with XSLT: the principle



# PHP: XML accessing

```
<clients>
  <client>
    <name>John Doe</name>
    <desc>Private banking</desc>
  </client>
  <client>
    <name>Barbara Smith</name>
    <desc>Business</desc>
  </client>
</clients>
```



```
1 <?php
2
3 $dom = new DomDocument();
4 $dom->load("clients.xml");
5
6 $clients = $dom->getElementsByTagName("client");
7
8 foreach ($clients as $client) {
9     $name_node = $client->getElementsByTagName("name");
10    $name = $name_node->item(0)->textContent;
11
12    $desc_node = $client->getElementsByTagName("desc");
13    $desc = $desc_node->item(0)->textContent;
14
15    print "$name is $desc\n";
16 }
```



```
1 <?php
2
3 $clients = simplexml_load_file("clients.xml");
4 foreach ($clients->client as $client) {
5     print ("{$client->name} is {$client->desc}\n");
6
7 }
8
9 ?>
```

X-Powered-By: PHP/5.1.1  
Content-type: text/html

John Doe is Private banking  
Barbara Smith is Business